



**Douglas County Highway Department**

7417 South County Road E

Solon Springs, WI 54873

Jason J. Jackman – Highway Commissioner

**HISTORY OF WEIGHT RESTRICTION DATES**

<b>START</b>	<b>RESTRICTION LIFTED</b>
MARCH 14 , 1988	APRIL 25 , 1988
MARCH 20 , 1989	MAY 8 , 1989
MARCH 12 , 1990	MAY 7 , 1990
MARCH 18 , 1991	APRIL 29 , 1991
MARCH 9 , 1992	MAY 4 , 1992
MARCH 15 , 1993	MAY 10 , 1993
MARCH 14 , 1994	MAY 9 , 1994
MARCH 13 , 1995	MAY 1 , 1995
MARCH 18 , 1996	MAY 13 , 1996
MARCH 10 , 1997	MAY 12 , 1997
FEBRUARY 23 , 1998	APRIL 27 , 1998
MARCH 15 , 1999	APRIL 26 , 1999
FEBRUARY 28 , 2000	APRIL 17 , 2000
MARCH 19 , 2001	MAY 14 , 2001
MARCH 11 , 2002	MAY 13 , 2002
MARCH 17 , 2003	MAY 12 , 2003
MARCH 1 , 2004	MAY 3 , 2004
MARCH 18 , 2005	MAY 6 , 2005
MARCH 13 , 2006	MAY 1 , 2006
MARCH 12 , 2007	MAY 7 , 2007
MARCH 21 , 2008	MAY 12 , 2008
MARCH 19 , 2009	MAY 11 , 2009
MARCH 9 , 2010	APRIL 26 , 2010
MARCH 14 , 2011	MAY 20 , 2011
MARCH 12 , 2012	APRIL 16 , 2012
MARCH 21 , 2013	MAY 28 , 2013
MARCH 27 , 2014	MAY 22 , 2014
MARCH 13 , 2015	MAY 11 , 2015
MARCH 7 , 2016	MAY 2 , 2016
FEBRUARY 21 , 2017	MAY 1 , 2017
MARCH 15 , 2018	MAY 21 , 2018
MARCH 18 , 2019	MAY 15 , 2019
MARCH 9 , 2020	April 30 , 2020
MARCH 8 , 2021 NOON	April 26 , 2021
MARCH 17 , 2022 NOON	

# Douglas County *Highway* Department

## 2022 - Weight Limits

Effective at 12:00 p.m. NOON, Thursday, March 17, 2022

### *All County Highways*

#### Max. Tons GVW

<u>Single</u>	<u>Tandem</u>
6	10

#### Exception

#### Maximum 40 ton GVW

<u>CTH</u>	
A	CTH C to CTH Z
C	STH 35 to CTH A/C (1.9miles)

#### Exception

#### Maximum 49 ton GVW

<u>CTH</u>	
Z	USH 2/53 to STH 13 overpass to the west entrance of the wood yard

Douglas County Highway Department may issue permits on an individual basis

Please contact the Operations Manager at 715-374-2606

# NOTICE

## START OF SPRING LOAD RESTRICTIONS

Pursuant to Wisconsin Statutes 349.16, Douglas County Highway seasonal weight restrictions will become effective at (NOON) 12:00 p.m. on Thursday, March 17, 2022. All information may be viewed on the Douglas County website; [www.douglascountywi.org](http://www.douglascountywi.org)

All county road restrictions (lettered roads) shall be posted for 6 tons maximum per single axle and 10 tons maximum per tandem axle group. All non-divisible overweight permits will be suspended at this time.

Highway maintenance vehicles, school buses, emergency public utility vehicles, sewage haulers, refuse haulers and delivery trucks for retail businesses are exempt from the load restrictions.

Fuel oil haulers may exceed the imposed restrictions by (2) two ton per axle.

Propane haulers are exempt from any seasonal weight limitations if the tank is filled to no more than 50% of its capacity and the gross weight imposed on the highway by the vehicle doesn't exceed 30,000 pounds (single-rear axle) or 40,000 pounds (tandem-rear axle).

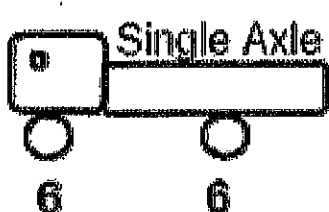
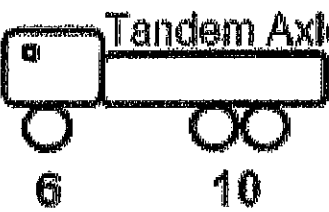
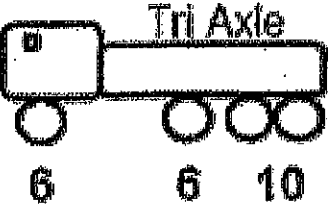
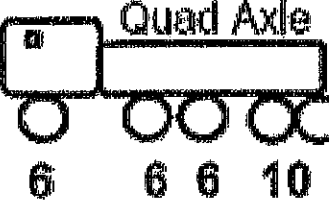
Bulk milk trucks may apply for a special hauling permit which exempts them from the load restrictions. The issued permit shall define the designated route to be utilized.

This notice does not include town roads. Townships will need to be contacted directly for the status of their weight restrictions. If you have any questions please feel free to contact the Highway office at 715-374-2575.

By Order of Jason J. Jackman  
County Highway Commissioner

# Seasonal Permits

## Weight Restriction - Overweight Permits

Spring Posting Weight Limit *	Normal Seasonal Weight Limit
 <p style="text-align: center;">Single Axle</p> <p style="text-align: center;">24,000 Lbs. (12 Ton)</p>	<p style="text-align: center;">34,000 Lbs. (12 Ton)</p>
 <p style="text-align: center;">Tandem Axle</p> <p style="text-align: center;">32,000 Lbs. (16 Ton)</p>	<p style="text-align: center;">46,000 Lbs. (23 Ton)</p>
 <p style="text-align: center;">Tri Axle</p> <p style="text-align: center;">44,000 Lbs. (22 Ton)</p>	<p style="text-align: center;">58,000 Lbs. (29 Ton)</p>
 <p style="text-align: center;">Quad Axle</p> <p style="text-align: center;">56,000 Lbs. (28 Ton)</p>	<p style="text-align: center;">73,000 Lbs. (35 Ton)</p>

\* Based on 6 Ton per Axle and 10 Ton per Tandem Axle.



## Propane Exemption from Seasonal Road Weight Restrictions FREQUENTLY ASKED QUESTIONS

### 1. Who can operate under this exemption?

A vehicle delivering propane for heating purposes is exempt from any seasonal weight limitations imposed on a highway if:

- the tank is filled to no more than 50% of its capacity
- **AND** the gross weight imposed on the highway by the vehicle doesn't exceed 30,000 pounds (single-rear axle) or 40,000 pounds (tandem-rear axle).

### 2. If my single-rear axle truck, at 60% full, weighs less than 30,000lbs am I able to drive on posted roads?

No. In order to operate under the exemption, a single rear axle truck must weigh less than 30,000 lbs. **AND** the tank can't be filled to more than 50% of its capacity. You must meet both conditions listed under question 1.

### 3. When does the exemption go into effect?

The new law went into effect on November 29, 2017.

### 4. I received a notice from my township regarding weight limitation permits but plan to operate under the exemption, how should I respond?

Notify them that under the new state law, you are exempt from seasonal weight limitations and provide them with a copy of the WPGA Memorandum, dated Feb 15, 2018. This document provides information on the exemption and includes the updated language from the state statutes. WPGA's contact information is provided on the document if further information is requested. If you plan to operate under the exemption you don't need to get a permit.

### 5. Under the exemption, will we be required to operate during a certain time of day?

No, if you are operating under the exemption you will be exempt from all weight limitation requirements, including hours of operation. Section 349.16 (3)(d) requires that vehicles operating under the exemption, shall, to the extent practicable, make deliveries on posted roads at times of the day when the highways are least vulnerable.

### 6. What documentation do I need in my vehicle?

The tank must be equipped with a gauge that shows the amount of propane in the tank, as a percentage of the capacity of the tank. In addition, each vehicle will need to carry documentation of the tank's capacity either on the cargo tank or in the cab of the vehicle. The WPGA also advises you to keep a copy of this and the WPGA Guidance Memorandum in each truck operating under the exemption, at all times.

**349.16 Authority to impose special or seasonal weight limitations.**

(1) The officer in charge of maintenance in case of highways maintained by a town, city or village, the county highway commissioner or county highway committee in the case of highways maintained by the county and the department in the case of highways maintained by the state may:

(a) Impose special weight limitations on any such highway or portion thereof which, because of weakness of the roadbed due to deterioration or climatic conditions or other special or temporary condition, would likely be seriously damaged or destroyed in the absence of such special limitations;

(b) Impose special weight limitations on bridges or culverts when in its judgment such bridge or culvert cannot safely sustain the maximum weights permitted by statute;

(c) Order the owner or operator of any vehicle being operated on a highway to suspend operation if in its judgment such vehicle is causing or likely to cause injury to such highway or is visibly injuring the permanence thereof or the public investment therein, except when s. 84.20 is applicable or when the vehicle is being operated pursuant to a contract which provides that the governmental unit will be reimbursed for any damage done to the highway. Traffic officers also may order suspension of operation under the circumstances and subject to the limitations stated in this paragraph.

(2) Imposition of the special weight limitations authorized by sub. (1) (a) shall be done by erecting signs on or along the highway on which it is desired to impose the limitation sufficient to give reasonable notice that a special weight limitation is in effect and the nature of that limitation. Imposition of the special weight limitations authorized by sub. (1) (b) shall be done by erecting signs before each end of the bridge or culvert to which the weight limitation applies sufficient to give reasonable notice that a special weight limitation is in effect and the nature of that limitation. All weight limitation signs and their erection shall comply with the rules of the department and shall be standard throughout the state.

**(3)**

(a) The authority in charge of the maintenance of the highway may exempt vehicles carrying certain commodities specified by the authority or which are used to perform certain services specified by the authority from the special weight limitations which are imposed under sub. (1) (a), or may set different weight limitations than those imposed under sub. (1) (a) for vehicles carrying those commodities or which are used to perform those services, if the exemption or limitation is reasonable and necessary to promote the public health, safety, and welfare.

(b) The authority in charge of the maintenance of the highway shall exempt from the special or seasonal weight limitations imposed under sub. (1) (a) a vehicle that is used to transport material pumped from a septic or holding tank if, because of health concerns, material needs to be removed from a septic or holding tank within 24 hours after the vehicle owner or operator is notified and if the vehicle is operated for the purpose of emptying the septic or holding tank and disposing of its contents and is operated on a route that minimizes travel on highways subject to weight limitations imposed under sub. (1) (a). Within 72 hours after operating a vehicle that transported material pumped from a septic or holding tank and that exceeded special or seasonal weight limitations as authorized by this paragraph, the owner or operator of the vehicle shall notify the authority in charge of maintenance of the highways over which the vehicle was operated.

(c) The authority in charge of the maintenance of the highway shall exempt from the special or seasonal weight limitations imposed under sub. (1) (a) a vehicle operated by or at the direction of a public

utility, as defined in s. 196.01 (5), a telecommunications provider, as defined in s. 196.01 (8p), or a cooperative association organized under ch. 185 for the purpose of producing or furnishing heat, light, power, or water to its members, that is being operated for the purpose of responding to a service interruption.

(d) The authority in charge of the maintenance of the highway shall exempt from the special or seasonal weight limitations imposed under sub. (1) (a) a motor vehicle that is being operated to deliver propane for heating purposes if the gross weight imposed on the highway by the vehicle does not exceed 30,000 pounds, for a vehicle with a single rear axle, or 40,000 pounds, for a vehicle with tandem rear axles, and, if the motor vehicle is a tank vehicle, the tank is loaded to no more than 50 percent of the capacity of the tank. A tank vehicle operated under this paragraph shall be equipped with a gauge on the tank that shows the amount of propane in the tank as a percent of the capacity of the tank and shall carry documentation of the capacity of the tank either on the cargo tank or in the cab of the vehicle. A motor vehicle operated under this paragraph shall, to the extent practicable, make deliveries on seasonally weight-restricted roads at times of the day when the highways used are the least vulnerable.