

Town of Amnicon, Wards 1 & 2

Statistics




TOTAL

Registered Voters - Total	784
Ballots Cast - Total	345
Voter Turnout - Total	44.01%

Justice of the Supreme Court

Vote For 1

TOTAL VOTE %

Janet C. Protasiewicz	203	59.53%	
Daniel Kelly	138	40.47%	
Write-In Totals	0	0.00%	

State Ref Question 1

Vote For 1

TOTAL VOTE %

Yes	199	61.61%	
No	124	38.39%	

State Ref Question 2

Vote For 1

TOTAL VOTE %

Yes	207	63.69%	
No	118	36.31%	

State Ref Question 3

Vote For 1

TOTAL VOTE %

Yes	262	77.98%	
No	74	22.02%	

Town of Bennett

Statistics

TOTAL

Registered Voters - Total	464
Ballots Cast - Total	250
Voter Turnout - Total	53.88%

Justice of the Supreme Court

Vote For 1

TOTAL VOTE %

Janet C. Protasiewicz	111	45.49%	
Daniel Kelly	132	54.10%	
Write-In Totals	1	0.41%	

State Ref Question 1

Vote For 1

TOTAL VOTE %

Yes	160	70.80%	
No	66	29.20%	

State Ref Question 2

Vote For 1

TOTAL VOTE %

Yes	173	75.88%	
No	55	24.12%	

State Ref Question 3

Vote For 1

TOTAL VOTE %

Yes	209	90.48%	
No	22	9.52%	




Town of Brule

Statistics

	TOTAL
Registered Voters - Total	430
Ballots Cast - Total	234
Voter Turnout - Total	54.42%



Justice of the Supreme Court

Vote For 1

	TOTAL	VOTE %	
Janet C. Protasiewicz	149	63.68%	
Daniel Kelly	85	36.32%	
Write-In Totals	0	0.00%	



State Ref Question 1

Vote For 1

	TOTAL	VOTE %	
Yes	113	52.07%	
No	104	47.93%	



State Ref Question 2

Vote For 1

	TOTAL	VOTE %	
Yes	117	53.92%	
No	100	46.08%	

State Ref Question 3

Vote For 1

	TOTAL	VOTE %	
Yes	148	67.27%	
No	72	32.73%	




Town of Cloverland

Statistics

	TOTAL
Registered Voters - Total	160
Ballots Cast - Total	58
Voter Turnout - Total	36.25%



Justice of the Supreme Court

Vote For 1

	TOTAL	VOTE %	
Janet C. Protasiewicz	27	46.55%	
Daniel Kelly	31	53.45%	
Write-In Totals	0	0.00%	



State Ref Question 1

Vote For 1

	TOTAL	VOTE %	
Yes	38	69.09%	
No	17	30.91%	


State Ref Question 2

Vote For 1

	TOTAL	VOTE %	
Yes	40	74.07%	
No	14	25.93%	

State Ref Question 3

Vote For 1

	TOTAL	VOTE %	
Yes	47	83.93%	
No	9	16.07%	

Town of Dairyland

Statistics




TOTAL

Registered Voters - Total	144
Ballots Cast - Total	68
Voter Turnout - Total	47.22%

Justice of the Supreme Court

Vote For 1



TOTAL VOTE %

Janet C. Protasiewicz	14	20.59%	
Daniel Kelly	54	79.41%	
Write-In Totals	0	0.00%	

State Ref Question 1

Vote For 1



TOTAL VOTE %

Yes	33	54.10%	
No	28	45.90%	

State Ref Question 2

Vote For 1

TOTAL VOTE %

Yes	35	57.38%	
No	26	42.62%	

State Ref Question 3

Vote For 1

TOTAL VOTE %

Yes	51	86.44%	
No	8	13.56%	

Town of Gordon

Statistics


TOTAL

Registered Voters - Total	556
Ballots Cast - Total	342
Voter Turnout - Total	61.51%

Justice of the Supreme Court

Vote For 1

TOTAL VOTE %

Janet C. Protasiewicz	130	39.16%	
Daniel Kelly	200	60.24%	
Write-In Totals	2	0.60%	

State Ref Question 1

Vote For 1

TOTAL VOTE %

Yes	208	69.33%	
No	92	30.67%	

State Ref Question 2

Vote For 1

TOTAL VOTE %

Yes	211	68.95%	
No	95	31.05%	

State Ref Question 3

Vote For 1

TOTAL VOTE %

Yes	277	88.50%	
No	36	11.50%	

Town of Hawthorne, Wards 1 & 2

Statistics

	TOTAL
Registered Voters - Total	694
Ballots Cast - Total	296
Voter Turnout - Total	42.65%

Justice of the Supreme Court

Vote For 1

	TOTAL	VOTE %	
Janet C. Protasiewicz	130	44.22%	
Daniel Kelly	164	55.78%	
Write-In Totals	0	0.00%	

State Ref Question 1

Vote For 1

	TOTAL	VOTE %	
Yes	189	70.00%	
No	81	30.00%	

State Ref Question 2

Vote For 1

	TOTAL	VOTE %	
Yes	205	74.01%	
No	72	25.99%	

State Ref Question 3

Vote For 1

	TOTAL	VOTE %	
Yes	255	90.75%	
No	26	9.25%	




Town of Highland

Statistics

	TOTAL
Registered Voters - Total	279
Ballots Cast - Total	138
Voter Turnout - Total	49.46%



Justice of the Supreme Court

Vote For 1

	TOTAL	VOTE %	
Janet C. Protasiewicz	86	64.18%	
Daniel Kelly	48	35.82%	
Write-In Totals	0	0.00%	



State Ref Question 1

Vote For 1

	TOTAL	VOTE %	
Yes	81	62.31%	
No	49	37.69%	



State Ref Question 2

Vote For 1

	TOTAL	VOTE %	
Yes	82	62.60%	
No	49	37.40%	

State Ref Question 3

Vote For 1

	TOTAL	VOTE %	
Yes	106	79.10%	
No	28	20.90%	




Town of Lakeside

Statistics

	TOTAL
Registered Voters - Total	475
Ballots Cast - Total	225
Voter Turnout - Total	47.37%



Justice of the Supreme Court

Vote For 1

	TOTAL	VOTE %	
Janet C. Protasiewicz	121	54.26%	
Daniel Kelly	101	45.29%	
Write-In Totals	1	0.45%	



State Ref Question 1

Vote For 1

	TOTAL	VOTE %	
Yes	115	59.28%	
No	79	40.72%	



State Ref Question 2

Vote For 1

	TOTAL	VOTE %	
Yes	112	57.44%	
No	83	42.56%	

State Ref Question 3

Vote For 1

	TOTAL	VOTE %	
Yes	163	77.62%	
No	47	22.38%	

Town of Maple

Statistics




TOTAL

Registered Voters - Total	465
Ballots Cast - Total	234
Voter Turnout - Total	50.32%

Justice of the Supreme Court

Vote For 1

TOTAL VOTE %

Janet C. Protasiewicz	146	65.77%	
Daniel Kelly	76	34.23%	
Write-In Totals	0	0.00%	

State Ref Question 1

Vote For 1

TOTAL VOTE %

Yes	124	59.05%	
No	86	40.95%	

State Ref Question 2

Vote For 1

TOTAL VOTE %

Yes	124	58.49%	
No	88	41.51%	

State Ref Question 3

Vote For 1

TOTAL VOTE %

Yes	175	81.02%	
No	41	18.98%	

Town of Oakland, Wards 1 & 2

Statistics




TOTAL

Registered Voters - Total	832
Ballots Cast - Total	370
Voter Turnout - Total	44.47%

Justice of the Supreme Court

Vote For 1

TOTAL VOTE %

Janet C. Protasiewicz	215	58.74%	
Daniel Kelly	150	40.98%	
Write-In Totals	1	0.27%	

State Ref Question 1

Vote For 1

TOTAL VOTE %

Yes	224	65.12%	
No	120	34.88%	

State Ref Question 2

Vote For 1

TOTAL VOTE %

Yes	232	67.44%	
No	112	32.56%	

State Ref Question 3

Vote For 1

TOTAL VOTE %

Yes	295	85.01%	
No	52	14.99%	

Town of Parkland, Wards 1 & 2

Statistics




TOTAL

Registered Voters - Total	779
Ballots Cast - Total	308
Voter Turnout - Total	39.54%

Justice of the Supreme Court

Vote For 1



TOTAL VOTE %

Janet C. Protasiewicz	184	59.93%	
Daniel Kelly	122	39.74%	
Write-In Totals	1	0.33%	

State Ref Question 1

Vote For 1



TOTAL VOTE %

Yes	176	63.77%	
No	100	36.23%	

State Ref Question 2

Vote For 1

TOTAL VOTE %

Yes	188	67.87%	
No	89	32.13%	

State Ref Question 3

Vote For 1

TOTAL VOTE %

Yes	247	86.97%	
No	37	13.03%	

Town of Solon Springs, W 1&2

Statistics




TOTAL

Registered Voters - Total	752
Ballots Cast - Total	359
Voter Turnout - Total	47.74%

Justice of the Supreme Court

Vote For 1



TOTAL VOTE %

Janet C. Protasiewicz	165	46.35%	
Daniel Kelly	190	53.37%	
Write-In Totals	1	0.28%	

State Ref Question 1

Vote For 1



TOTAL VOTE %

Yes	237	70.33%	
No	100	29.67%	

State Ref Question 2

Vote For 1


TOTAL VOTE %

Yes	244	73.49%	
No	88	26.51%	

State Ref Question 3

Vote For 1

TOTAL VOTE %

Yes	293	85.42%	
No	50	14.58%	

Town of Summit, Wards 1 & 2

Statistics

TOTAL

Registered Voters - Total	706
Ballots Cast - Total	412
Voter Turnout - Total	58.36%

Justice of the Supreme Court

Vote For 1

TOTAL VOTE %

Janet C. Protasiewicz	247	61.29%	
Daniel Kelly	156	38.71%	
Write-In Totals	0	0.00%	

State Ref Question 1

Vote For 1

TOTAL VOTE %

Yes	225	60.48%	
No	147	39.52%	

State Ref Question 2

Vote For 1

TOTAL VOTE %

Yes	233	61.80%	
No	144	38.20%	

State Ref Question 3

Vote For 1

TOTAL VOTE %

Yes	328	84.97%	
No	58	15.03%	

Town of Superior, Wards 1, 2&3

Statistics

TOTAL

Registered Voters - Total	1,544
Ballots Cast - Total	681
Voter Turnout - Total	44.11%

Justice of the Supreme Court

Vote For 1

	TOTAL	VOTE %	
Janet C. Protasiewicz	374	55.08%	
Daniel Kelly	305	44.92%	
Write-In Totals	0	0.00%	

State Ref Question 1

Vote For 1

	TOTAL	VOTE %	
Yes	422	66.25%	
No	215	33.75%	

State Ref Question 2

Vote For 1

	TOTAL	VOTE %	
Yes	437	68.82%	
No	198	31.18%	

State Ref Question 3

Vote For 1

	TOTAL	VOTE %	
Yes	575	86.60%	
No	89	13.40%	




Town of Wascott

Statistics

	TOTAL
Registered Voters - Total	671
Ballots Cast - Total	306
Voter Turnout - Total	45.60%



Justice of the Supreme Court

Vote For 1

	TOTAL	VOTE %	
Janet C. Protasiewicz	154	50.66%	
Daniel Kelly	149	49.01%	
Write-In Totals	1	0.33%	


State Ref Question 1

Vote For 1

	TOTAL	VOTE %	
Yes	172	60.35%	
No	113	39.65%	



State Ref Question 2

Vote For 1

	TOTAL	VOTE %	
Yes	189	66.55%	
No	95	33.45%	

State Ref Question 3

Vote For 1

	TOTAL	VOTE %	
Yes	252	85.14%	
No	44	14.86%	

V. of Lake Nebagamon, W 1 & 2

Statistics


TOTAL

Registered Voters - Total	836
Ballots Cast - Total	373
Voter Turnout - Total	44.62%

Justice of the Supreme Court

Vote For 1

TOTAL VOTE %

Janet C. Protasiewicz	189	51.36%	
Daniel Kelly	179	48.64%	
Write-In Totals	0	0.00%	

State Ref Question 1

Vote For 1

TOTAL VOTE %

Yes	235	69.94%	
No	101	30.06%	

State Ref Question 2

Vote For 1

TOTAL VOTE %

Yes	230	67.25%	
No	112	32.75%	

State Ref Question 3

Vote For 1

TOTAL VOTE %

Yes	287	82.47%	
No	61	17.53%	




Village of Oliver

Statistics

	TOTAL
Registered Voters - Total	294
Ballots Cast - Total	118
Voter Turnout - Total	40.14%



Justice of the Supreme Court

Vote For 1

	TOTAL	VOTE %	
Janet C. Protasiewicz	74	62.71%	
Daniel Kelly	43	36.44%	
Write-In Totals	1	0.85%	



State Ref Question 1

Vote For 1

	TOTAL	VOTE %	
Yes	73	66.97%	
No	36	33.03%	



State Ref Question 2

Vote For 1

	TOTAL	VOTE %	
Yes	67	60.36%	
No	44	39.64%	

State Ref Question 3

Vote For 1

	TOTAL	VOTE %	
Yes	94	80.34%	
No	23	19.66%	

Village of Poplar

Statistics

TOTAL

Registered Voters - Total	409
Ballots Cast - Total	229
Voter Turnout - Total	55.99%

Justice of the Supreme Court

Vote For 1

TOTAL VOTE %

Janet C. Protasiewicz	85	38.12%	
Daniel Kelly	138	61.88%	
Write-In Totals	0	0.00%	

State Ref Question 1

Vote For 1

TOTAL VOTE %

Yes	151	74.75%	
No	51	25.25%	

State Ref Question 2

Vote For 1

TOTAL VOTE %

Yes	155	76.73%	
No	47	23.27%	

State Ref Question 3

Vote For 1

TOTAL VOTE %

Yes	198	92.96%	
No	15	7.04%	




Village of Solon Springs

Statistics

	TOTAL
Registered Voters - Total	428
Ballots Cast - Total	214
Voter Turnout - Total	50.00%



Justice of the Supreme Court

Vote For 1

	TOTAL	VOTE %	
Janet C. Protasiewicz	111	52.36%	
Daniel Kelly	101	47.64%	
Write-In Totals	0	0.00%	


State Ref Question 1

Vote For 1

	TOTAL	VOTE %	
Yes	131	66.50%	
No	66	33.50%	



State Ref Question 2

Vote For 1

	TOTAL	VOTE %	
Yes	132	66.00%	
No	68	34.00%	

State Ref Question 3

Vote For 1

	TOTAL	VOTE %	
Yes	169	82.44%	
No	36	17.56%	

Village of Superior

Statistics


TOTAL

Registered Voters - Total	487
Ballots Cast - Total	218
Voter Turnout - Total	44.76%

Justice of the Supreme Court

Vote For 1

TOTAL VOTE %

Janet C. Protasiewicz	148	68.20%	
Daniel Kelly	69	31.80%	
Write-In Totals	0	0.00%	

State Ref Question 1

Vote For 1

TOTAL VOTE %

Yes	139	70.20%	
No	59	29.80%	

State Ref Question 2

Vote For 1

TOTAL VOTE %

Yes	141	71.94%	
No	55	28.06%	

State Ref Question 3

Vote For 1

TOTAL VOTE %

Yes	179	89.05%	
No	22	10.95%	

City of Superior, Wards 1-5

Statistics


TOTAL

Registered Voters - Total	3,128
Ballots Cast - Total	1,212
Voter Turnout - Total	38.75%

Justice of the Supreme Court

Vote For 1

TOTAL VOTE %

Janet C. Protasiewicz	800	66.45%	
Daniel Kelly	404	33.55%	
Write-In Totals	0	0.00%	

State Ref Question 1

Vote For 1

TOTAL VOTE %

Yes	784	68.29%	
No	364	31.71%	

State Ref Question 2

Vote For 1

TOTAL VOTE %

Yes	786	68.35%	
No	364	31.65%	

State Ref Question 3

Vote For 1

TOTAL VOTE %

Yes	953	81.04%	
No	223	18.96%	

City of Superior, Wards 6-10

Statistics

TOTAL

Registered Voters - Total	3,282
Ballots Cast - Total	1,232
Voter Turnout - Total	37.54%

Justice of the Supreme Court

Vote For 1

TOTAL VOTE %

Janet C. Protasiewicz	784	64.10%	
Daniel Kelly	439	35.90%	
Write-In Totals	0	0.00%	

State Ref Question 1

Vote For 1

TOTAL VOTE %

Yes	796	67.92%	
No	376	32.08%	

State Ref Question 2

Vote For 1

TOTAL VOTE %

Yes	785	66.87%	
No	389	33.13%	

State Ref Question 3

Vote For 1

TOTAL VOTE %

Yes	996	83.00%	
No	204	17.00%	

City of Superior, Wards 11-16

Statistics




TOTAL

Registered Voters - Total	2,973
Ballots Cast - Total	1,169
Voter Turnout - Total	39.32%

Justice of the Supreme Court

Vote For 1

TOTAL VOTE %

Janet C. Protasiewicz	852	73.20%	
Daniel Kelly	311	26.72%	
Write-In Totals	1	0.09%	

State Ref Question 1

Vote For 1

TOTAL VOTE %

Yes	711	64.99%	
No	383	35.01%	

State Ref Question 2

Vote For 1

TOTAL VOTE %

Yes	710	64.25%	
No	395	35.75%	

State Ref Question 3

Vote For 1

TOTAL VOTE %

Yes	835	73.89%	
No	295	26.11%	

City of Superior, Wards 17-22

Statistics




TOTAL

Registered Voters - Total	3,238
Ballots Cast - Total	1,367
Voter Turnout - Total	42.22%

Justice of the Supreme Court

Vote For 1

TOTAL VOTE %

Janet C. Protasiewicz	908	67.16%	
Daniel Kelly	441	32.62%	
Write-In Totals	3	0.22%	

State Ref Question 1

Vote For 1

TOTAL VOTE %

Yes	870	67.03%	
No	428	32.97%	

State Ref Question 2

Vote For 1

TOTAL VOTE %

Yes	891	68.28%	
No	414	31.72%	

State Ref Question 3

Vote For 1

TOTAL VOTE %

Yes	1,096	82.78%	
No	228	17.22%	

City of Superior, Wards 23-28

Statistics




TOTAL

Registered Voters - Total	2,408
Ballots Cast - Total	743
Voter Turnout - Total	30.86%

Justice of the Supreme Court

Vote For 1

TOTAL VOTE %

Janet C. Protasiewicz	561	76.02%	
Daniel Kelly	177	23.98%	
Write-In Totals	0	0.00%	

State Ref Question 1

Vote For 1

TOTAL VOTE %

Yes	448	63.46%	
No	258	36.54%	

State Ref Question 2

Vote For 1

TOTAL VOTE %

Yes	447	63.68%	
No	255	36.32%	

State Ref Question 3

Vote For 1

TOTAL VOTE %

Yes	520	72.83%	
No	194	27.17%	