





Town of Amnicon, W 1 & 2

Statistics

	TOTAL
Registered Voters - Total	768
Ballots Cast - Total	574
Voter Turnout - Total	74.74%




Governor / Lt. Governor

Vote For 1

	TOTAL	VOTE %	
DEM Evers / Rodriguez	284	50.18%	
REP Michels / Roth	280	49.47%	
IND Beglinger / No Candidate	2	0.35%	
Write-In Totals	0	0.00%	






Attorney General

Vote For 1

	TOTAL	VOTE %	
DEM Josh Kaul	275	49.11%	
REP Eric Toney	285	50.89%	
Write-In Totals	0	0.00%	





Secretary of State

Vote For 1

	TOTAL	VOTE %	
DEM Doug La Follette	269	47.86%	
REP Amy Lynn Loudenbeck	283	50.36%	
LIB Neil Harmon	7	1.25%	
WGN Sharyl R McFarland	3	0.53%	
Write-In Totals	0	0.00%	




State Treasurer

Vote For 1

	TOTAL	VOTE %	
DEM Aaron Richardson	271	47.96%	
REP John S. Leiber	281	49.73%	
CON Andrew Zuelke	13	2.30%	
Write-In Totals	0	0.00%	




United States Senator

Vote For 1

	TOTAL	VOTE %	
DEM Mandela Barnes	269	47.53%	
REP Ron Johnson	297	52.47%	
Write-In Totals	0	0.00%	

Rep in Congress, Dist 7




Vote For 1

	TOTAL	VOTE %	
DEM Richard Dick Ausman	262	46.29%	
REP Tom Tiffany	303	53.53%	
Write-In Totals	1	0.18%	

Town of Amnicon, W 1 & 2


State Senator, Dist 25

Vote For 1

	TOTAL	VOTE %	
DEM Kelly Westlund	266	46.83%	
REP Romaine Robert Quinn	302	53.17%	
Write-In Totals	0	0.00%	


Rep to the Assembly, Dist 73

Vote For 1

	TOTAL	VOTE %	
DEM Laura R. Gapske	273	48.92%	
REP Angie Sapik	283	50.72%	
Write-In Totals	2	0.36%	



Sheriff

Vote For 1

	TOTAL	VOTE %	
DEM Matthew T. Izzard	451	96.78%	
Write-In Totals	15	3.22%	

Clerk of Circuit Court

Vote For 1

	TOTAL	VOTE %	
DEM Michele Wick	419	98.13%	
Write-In Totals	8	1.87%	

Town of Bennett

Statistics

	TOTAL
Registered Voters - Total	456
Ballots Cast - Total	375
Voter Turnout - Total	82.24%

Governor / Lt. Governor

Vote For 1

	TOTAL	VOTE %	
DEM Evers / Rodriguez	163	43.94%	<div style="width: 43.94%;"></div>
REP Michels / Roth	204	54.99%	<div style="width: 54.99%;"></div>
IND Beglinger / No Candidate	4	1.08%	<div style="width: 1.08%;"></div>
Write-In Totals	0	0.00%	<div style="width: 0%;"></div>

Attorney General

Vote For 1

	TOTAL	VOTE %	
DEM Josh Kaul	162	44.14%	<div style="width: 44.14%;"></div>
REP Eric Toney	205	55.86%	<div style="width: 55.86%;"></div>
Write-In Totals	0	0.00%	<div style="width: 0%;"></div>

Secretary of State

Vote For 1

	TOTAL	VOTE %	
DEM Doug La Follette	152	41.53%	<div style="width: 41.53%;"></div>
REP Amy Lynn Loudenbeck	199	54.37%	<div style="width: 54.37%;"></div>
LIB Neil Harmon	4	1.09%	<div style="width: 1.09%;"></div>
WGN Sharyl R McFarland	11	3.01%	<div style="width: 3.01%;"></div>
Write-In Totals	0	0.00%	<div style="width: 0%;"></div>

State Treasurer

Vote For 1

	TOTAL	VOTE %	
DEM Aaron Richardson	152	41.19%	<div style="width: 41.19%;"></div>
REP John S. Leiber	206	55.83%	<div style="width: 55.83%;"></div>
CON Andrew Zuelke	11	2.98%	<div style="width: 2.98%;"></div>
Write-In Totals	0	0.00%	<div style="width: 0%;"></div>

United States Senator

Vote For 1

	TOTAL	VOTE %	
DEM Mandela Barnes	152	40.86%	<div style="width: 40.86%;"></div>
REP Ron Johnson	219	58.87%	<div style="width: 58.87%;"></div>
Write-In Totals	1	0.27%	<div style="width: 0.27%;"></div>

Rep in Congress, Dist 7




Vote For 1

	TOTAL	VOTE %	
DEM Richard Dick Ausman	153	41.35%	<div style="width: 41.35%;"></div>
REP Tom Tiffany	216	58.38%	<div style="width: 58.38%;"></div>
Write-In Totals	1	0.27%	<div style="width: 0.27%;"></div>

Town of Bennett


State Senator, Dist 25

Vote For 1

	TOTAL	VOTE %	
DEM Kelly Westlund	154	41.40%	
REP Romaine Robert Quinn	218	58.60%	
Write-In Totals	0	0.00%	


Rep to the Assembly, Dist 74

Vote For 1

	TOTAL	VOTE %	
DEM John Adams	153	42.03%	
REP Chanz Green	211	57.97%	
Write-In Totals	0	0.00%	

Sheriff

Vote For 1

	TOTAL	VOTE %	
DEM Matthew T. Izzard	265	95.67%	
Write-In Totals	12	4.33%	

Clerk of Circuit Court

Vote For 1

	TOTAL	VOTE %	
DEM Michele Wick	244	98.39%	
Write-In Totals	4	1.61%	





Town of Brule

Statistics

	TOTAL
Registered Voters - Total	423
Ballots Cast - Total	346
Voter Turnout - Total	81.80%




Governor / Lt. Governor

Vote For 1

	TOTAL	VOTE %	
DEM Evers / Rodriguez	202	58.89%	
REP Michels / Roth	136	39.65%	
IND Beglinger / No Candidate	5	1.46%	
Write-In Totals	0	0.00%	






Attorney General

Vote For 1

	TOTAL	VOTE %	
DEM Josh Kaul	196	58.16%	
REP Eric Toney	140	41.54%	
Write-In Totals	1	0.30%	




Secretary of State

Vote For 1

	TOTAL	VOTE %	
DEM Doug La Follette	196	57.99%	
REP Amy Lynn Loudenbeck	129	38.17%	
LIB Neil Harmon	9	2.66%	
WGN Sharyl R McFarland	4	1.18%	
Write-In Totals	0	0.00%	




State Treasurer

Vote For 1

	TOTAL	VOTE %	
DEM Aaron Richardson	193	57.27%	
REP John S. Leiber	129	38.28%	
CON Andrew Zuelke	15	4.45%	
Write-In Totals	0	0.00%	



United States Senator

Vote For 1

	TOTAL	VOTE %	
DEM Mandela Barnes	197	57.27%	
REP Ron Johnson	146	42.44%	
Write-In Totals	1	0.29%	

Rep in Congress, Dist 7



Vote For 1

	TOTAL	VOTE %	
DEM Richard Dick Ausman	193	56.43%	
REP Tom Tiffany	148	43.27%	
Write-In Totals	1	0.29%	

Town of Brule



State Senator, Dist 25

Vote For 1

	TOTAL	VOTE %	
DEM Kelly Westlund	191	55.52%	
REP Romaine Robert Quinn	152	44.19%	
Write-In Totals	1	0.29%	



Rep to the Assembly, Dist 73

Vote For 1

	TOTAL	VOTE %	
DEM Laura R. Gapske	189	54.62%	
REP Angie Sapik	154	44.51%	
Write-In Totals	3	0.87%	


Sheriff

Vote For 1

	TOTAL	VOTE %	
DEM Matthew T. Izzard	259	92.83%	
Write-In Totals	20	7.17%	

Clerk of Circuit Court

Vote For 1

	TOTAL	VOTE %	
DEM Michele Wick	246	94.98%	
Write-In Totals	13	5.02%	

Town of Cloverland

Statistics

	TOTAL
Registered Voters - Total	157
Ballots Cast - Total	104
Voter Turnout - Total	66.24%

Governor / Lt. Governor

Vote For 1

	TOTAL	VOTE %	
DEM Evers / Rodriguez	48	46.60%	<div style="width: 46.60%;"></div>
REP Michels / Roth	55	53.40%	<div style="width: 53.40%;"></div>
IND Beglinger / No Candidate	0	0.00%	<div style="width: 0%;"></div>
Write-In Totals	0	0.00%	<div style="width: 0%;"></div>

Attorney General

Vote For 1

	TOTAL	VOTE %	
DEM Josh Kaul	44	43.56%	<div style="width: 43.56%;"></div>
REP Eric Toney	57	56.44%	<div style="width: 56.44%;"></div>
Write-In Totals	0	0.00%	<div style="width: 0%;"></div>

Secretary of State

Vote For 1

	TOTAL	VOTE %	
DEM Doug La Follette	43	43.00%	<div style="width: 43.00%;"></div>
REP Amy Lynn Loudenbeck	51	51.00%	<div style="width: 51.00%;"></div>
LIB Neil Harmon	5	5.00%	<div style="width: 5.00%;"></div>
WGN Sharyl R McFarland	0	0.00%	<div style="width: 0%;"></div>
Write-In Totals	1	1.00%	<div style="width: 1.00%;"></div>

State Treasurer

Vote For 1

	TOTAL	VOTE %	
DEM Aaron Richardson	41	41.00%	<div style="width: 41.00%;"></div>
REP John S. Leiber	54	54.00%	<div style="width: 54.00%;"></div>
CON Andrew Zuelke	5	5.00%	<div style="width: 5.00%;"></div>
Write-In Totals	0	0.00%	<div style="width: 0%;"></div>

United States Senator

Vote For 1

	TOTAL	VOTE %	
DEM Mandela Barnes	44	43.14%	<div style="width: 43.14%;"></div>
REP Ron Johnson	58	56.86%	<div style="width: 56.86%;"></div>
Write-In Totals	0	0.00%	<div style="width: 0%;"></div>

Rep in Congress, Dist 7


Vote For 1

	TOTAL	VOTE %	
DEM Richard Dick Ausman	42	42.42%	<div style="width: 42.42%;"></div>
REP Tom Tiffany	57	57.58%	<div style="width: 57.58%;"></div>
Write-In Totals	0	0.00%	<div style="width: 0%;"></div>

Town of Cloverland



State Senator, Dist 25

Vote For 1

	TOTAL	VOTE %	
DEM Kelly Westlund	40	38.84%	
REP Romaine Robert Quinn	63	61.16%	
Write-In Totals	0	0.00%	



Rep to the Assembly, Dist 73

Vote For 1

	TOTAL	VOTE %	
DEM Laura R. Gapske	40	41.24%	
REP Angie Sapik	56	57.73%	
Write-In Totals	1	1.03%	



Sheriff

Vote For 1

	TOTAL	VOTE %	
DEM Matthew T. Izzard	72	94.74%	
Write-In Totals	4	5.26%	

Clerk of Circuit Court

Vote For 1

	TOTAL	VOTE %	
DEM Michele Wick	68	95.77%	
Write-In Totals	3	4.23%	

Town of Dairyland

Statistics

	TOTAL
Registered Voters - Total	144
Ballots Cast - Total	110
Voter Turnout - Total	76.39%

Governor / Lt. Governor

Vote For 1

	TOTAL	VOTE %	
DEM Evers / Rodriguez	21	19.27%	
REP Michels / Roth	86	78.90%	
IND Beglinger / No Candidate	2	1.83%	
Write-In Totals	0	0.00%	

Attorney General

Vote For 1

	TOTAL	VOTE %	
DEM Josh Kaul	19	17.76%	
REP Eric Toney	88	82.24%	
Write-In Totals	0	0.00%	

Secretary of State

Vote For 1

	TOTAL	VOTE %	
DEM Doug La Follette	22	20.56%	
REP Amy Lynn Loudenbeck	80	74.77%	
LIB Neil Harmon	4	3.74%	
WGN Sharyl R McFarland	1	0.93%	
Write-In Totals	0	0.00%	

State Treasurer

Vote For 1

	TOTAL	VOTE %	
DEM Aaron Richardson	20	18.87%	
REP John S. Leiber	83	78.30%	
CON Andrew Zuelke	3	2.83%	
Write-In Totals	0	0.00%	

United States Senator

Vote For 1

	TOTAL	VOTE %	
DEM Mandela Barnes	19	17.59%	
REP Ron Johnson	89	82.41%	
Write-In Totals	0	0.00%	

Rep in Congress, Dist 7




Vote For 1

	TOTAL	VOTE %	
DEM Richard Dick Ausman	20	18.35%	
REP Tom Tiffany	89	81.65%	
Write-In Totals	0	0.00%	

Town of Dairyland




State Senator, Dist 25

Vote For 1

	TOTAL	VOTE %	
DEM Kelly Westlund	17	15.74%	
REP Romaine Robert Quinn	91	84.26%	
Write-In Totals	0	0.00%	



Rep to the Assembly, Dist 73

Vote For 1

	TOTAL	VOTE %	
DEM Laura R. Gapske	22	20.37%	
REP Angie Sapik	86	79.63%	
Write-In Totals	0	0.00%	



Sheriff

Vote For 1

	TOTAL	VOTE %	
DEM Matthew T. Izzard	66	97.06%	
Write-In Totals	2	2.94%	

Clerk of Circuit Court

Vote For 1

	TOTAL	VOTE %	
DEM Michele Wick	52	98.11%	
Write-In Totals	1	1.89%	





Town of Gordon

Statistics

	TOTAL
Registered Voters - Total	546
Ballots Cast - Total	413
Voter Turnout - Total	75.64%




Governor / Lt. Governor

Vote For 1

	TOTAL	VOTE %	
DEM Evers / Rodriguez	168	41.38%	
REP Michels / Roth	232	57.14%	
IND Beglinger / No Candidate	6	1.48%	
Write-In Totals	0	0.00%	






Attorney General

Vote For 1

	TOTAL	VOTE %	
DEM Josh Kaul	163	41.16%	
REP Eric Toney	233	58.84%	
Write-In Totals	0	0.00%	





Secretary of State

Vote For 1

	TOTAL	VOTE %	
DEM Doug La Follette	160	39.60%	
REP Amy Lynn Loudenbeck	235	58.17%	
LIB Neil Harmon	5	1.24%	
WGN Sharyl R McFarland	4	0.99%	
Write-In Totals	0	0.00%	




State Treasurer

Vote For 1

	TOTAL	VOTE %	
DEM Aaron Richardson	162	40.10%	
REP John S. Leiber	238	58.91%	
CON Andrew Zuelke	4	0.99%	
Write-In Totals	0	0.00%	




United States Senator

Vote For 1

	TOTAL	VOTE %	
DEM Mandela Barnes	160	39.12%	
REP Ron Johnson	249	60.88%	
Write-In Totals	0	0.00%	

Rep in Congress, Dist 7



Vote For 1

	TOTAL	VOTE %	
DEM Richard Dick Ausman	152	37.25%	
REP Tom Tiffany	256	62.75%	
Write-In Totals	0	0.00%	

Town of Gordon


State Senator, Dist 25

Vote For 1

	TOTAL	VOTE %	
DEM Kelly Westlund	152	36.98%	
REP Romaine Robert Quinn	259	63.02%	
Write-In Totals	0	0.00%	


Rep to the Assembly, Dist 74

Vote For 1

	TOTAL	VOTE %	
DEM John Adams	159	39.36%	
REP Chanz Green	245	60.64%	
Write-In Totals	0	0.00%	


Sheriff

Vote For 1

	TOTAL	VOTE %	
DEM Matthew T. Izzard	284	96.27%	
Write-In Totals	11	3.73%	

Clerk of Circuit Court

Vote For 1

	TOTAL	VOTE %	
DEM Michele Wick	258	95.56%	
Write-In Totals	12	4.44%	

Town of Hawthorne, W 1 & 2

Statistics

	TOTAL
Registered Voters - Total	709
Ballots Cast - Total	473
Voter Turnout - Total	66.71%

Governor / Lt. Governor

Vote For 1

	TOTAL	VOTE %	
DEM Evers / Rodriguez	190	40.51%	<div style="width: 40.51%;"></div>
REP Michels / Roth	277	59.06%	<div style="width: 59.06%;"></div>
IND Beglinger / No Candidate	2	0.43%	<div style="width: 0.43%;"></div>
Write-In Totals	0	0.00%	<div style="width: 0.00%;"></div>

Attorney General

Vote For 1

	TOTAL	VOTE %	
DEM Josh Kaul	189	40.38%	<div style="width: 40.38%;"></div>
REP Eric Toney	279	59.62%	<div style="width: 59.62%;"></div>
Write-In Totals	0	0.00%	<div style="width: 0.00%;"></div>

Secretary of State

Vote For 1

	TOTAL	VOTE %	
DEM Doug La Follette	181	38.84%	<div style="width: 38.84%;"></div>
REP Amy Lynn Loudenbeck	274	58.80%	<div style="width: 58.80%;"></div>
LIB Neil Harmon	4	0.86%	<div style="width: 0.86%;"></div>
WGN Sharyl R McFarland	7	1.50%	<div style="width: 1.50%;"></div>
Write-In Totals	0	0.00%	<div style="width: 0.00%;"></div>

State Treasurer

Vote For 1

	TOTAL	VOTE %	
DEM Aaron Richardson	188	40.34%	<div style="width: 40.34%;"></div>
REP John S. Leiber	272	58.37%	<div style="width: 58.37%;"></div>
CON Andrew Zuelke	6	1.29%	<div style="width: 1.29%;"></div>
Write-In Totals	0	0.00%	<div style="width: 0.00%;"></div>

United States Senator

Vote For 1

	TOTAL	VOTE %	
DEM Mandela Barnes	185	39.28%	<div style="width: 39.28%;"></div>
REP Ron Johnson	286	60.72%	<div style="width: 60.72%;"></div>
Write-In Totals	0	0.00%	<div style="width: 0.00%;"></div>

Rep in Congress, Dist 7




Vote For 1

	TOTAL	VOTE %	
DEM Richard Dick Ausman	186	39.57%	<div style="width: 39.57%;"></div>
REP Tom Tiffany	284	60.43%	<div style="width: 60.43%;"></div>
Write-In Totals	0	0.00%	<div style="width: 0.00%;"></div>

Town of Hawthorne, W 1 & 2


State Senator, Dist 25

Vote For 1

	TOTAL	VOTE %	
DEM Kelly Westlund	176	37.45%	
REP Romaine Robert Quinn	294	62.55%	
Write-In Totals	0	0.00%	

Rep to the Assembly, Dist 74

Vote For 1

	TOTAL	VOTE %	
DEM John Adams	181	38.76%	
REP Chanz Green	284	60.81%	
Write-In Totals	2	0.43%	

Sheriff

Vote For 1

	TOTAL	VOTE %	
DEM Matthew T. Izzard	321	94.97%	
Write-In Totals	17	5.03%	

Clerk of Circuit Court

Vote For 1

	TOTAL	VOTE %	
DEM Michele Wick	294	96.08%	
Write-In Totals	12	3.92%	




Town of Highland

Statistics

	TOTAL
Registered Voters - Total	268
Ballots Cast - Total	196
Voter Turnout - Total	73.13%




Governor / Lt. Governor

Vote For 1

	TOTAL	VOTE %	
DEM Evers / Rodriguez	104	53.33%	
REP Michels / Roth	87	44.62%	
IND Beglinger / No Candidate	4	2.05%	
Write-In Totals	0	0.00%	






Attorney General

Vote For 1

	TOTAL	VOTE %	
DEM Josh Kaul	97	51.05%	
REP Eric Toney	93	48.95%	
Write-In Totals	0	0.00%	





Secretary of State

Vote For 1

	TOTAL	VOTE %	
DEM Doug La Follette	97	51.05%	
REP Amy Lynn Loudenbeck	87	45.79%	
LIB Neil Harmon	3	1.58%	
WGN Sharyl R McFarland	3	1.58%	
Write-In Totals	0	0.00%	




State Treasurer

Vote For 1

	TOTAL	VOTE %	
DEM Aaron Richardson	97	50.79%	
REP John S. Leiber	88	46.07%	
CON Andrew Zuelke	6	3.14%	
Write-In Totals	0	0.00%	




United States Senator

Vote For 1

	TOTAL	VOTE %	
DEM Mandela Barnes	102	52.85%	
REP Ron Johnson	91	47.15%	
Write-In Totals	0	0.00%	

Rep in Congress, Dist 7



Vote For 1

	TOTAL	VOTE %	
DEM Richard Dick Ausman	96	50.26%	
REP Tom Tiffany	94	49.21%	
Write-In Totals	1	0.52%	

Town of Highland



State Senator, Dist 25

Vote For 1

	TOTAL	VOTE %	
DEM Kelly Westlund	101	52.06%	
REP Romaine Robert Quinn	93	47.94%	
Write-In Totals	0	0.00%	

Rep to the Assembly, Dist 74

Vote For 1

	TOTAL	VOTE %	
DEM John Adams	99	51.83%	
REP Chanz Green	92	48.17%	
Write-In Totals	0	0.00%	

Sheriff

Vote For 1

	TOTAL	VOTE %	
DEM Matthew T. Izzard	141	97.92%	
Write-In Totals	3	2.08%	

Clerk of Circuit Court

Vote For 1

	TOTAL	VOTE %	
DEM Michele Wick	132	98.51%	
Write-In Totals	2	1.49%	





Town of Lakeside

Statistics

	TOTAL
Registered Voters - Total	463
Ballots Cast - Total	364
Voter Turnout - Total	78.62%



Governor / Lt. Governor

Vote For 1

	TOTAL	VOTE %	
DEM Evers / Rodriguez	173	48.32%	
REP Michels / Roth	181	50.56%	
IND Beglinger / No Candidate	4	1.12%	
Write-In Totals	0	0.00%	






Attorney General

Vote For 1

	TOTAL	VOTE %	
DEM Josh Kaul	168	47.59%	
REP Eric Toney	185	52.41%	
Write-In Totals	0	0.00%	





Secretary of State

Vote For 1

	TOTAL	VOTE %	
DEM Doug La Follette	156	44.07%	
REP Amy Lynn Loudenbeck	175	49.44%	
LIB Neil Harmon	18	5.08%	
WGN Sharyl R McFarland	5	1.41%	
Write-In Totals	0	0.00%	


State Treasurer

Vote For 1

	TOTAL	VOTE %	
DEM Aaron Richardson	160	45.07%	
REP John S. Leiber	188	52.96%	
CON Andrew Zuelke	6	1.69%	
Write-In Totals	1	0.28%	




United States Senator

Vote For 1

	TOTAL	VOTE %	
DEM Mandela Barnes	165	45.83%	
REP Ron Johnson	195	54.17%	
Write-In Totals	0	0.00%	

Rep in Congress, Dist 7



Vote For 1

	TOTAL	VOTE %	
DEM Richard Dick Ausman	163	45.66%	
REP Tom Tiffany	194	54.34%	
Write-In Totals	0	0.00%	

Town of Lakeside



State Senator, Dist 25

Vote For 1

	TOTAL	VOTE %	
DEM Kelly Westlund	165	46.22%	
REP Romaine Robert Quinn	192	53.78%	
Write-In Totals	0	0.00%	



Rep to the Assembly, Dist 73

Vote For 1

	TOTAL	VOTE %	
DEM Laura R. Gapske	170	47.75%	
REP Angie Sapik	185	51.97%	
Write-In Totals	1	0.28%	



Sheriff

Vote For 1

	TOTAL	VOTE %	
DEM Matthew T. Izzard	275	95.16%	
Write-In Totals	14	4.84%	

Clerk of Circuit Court

Vote For 1

	TOTAL	VOTE %	
DEM Michele Wick	261	97.03%	
Write-In Totals	8	2.97%	





Town of Maple

Statistics

	TOTAL
Registered Voters - Total	460
Ballots Cast - Total	358
Voter Turnout - Total	77.83%




Governor / Lt. Governor

Vote For 1

	TOTAL	VOTE %	
DEM Evers / Rodriguez	200	56.50%	
REP Michels / Roth	150	42.37%	
IND Beglinger / No Candidate	4	1.13%	
Write-In Totals	0	0.00%	






Attorney General

Vote For 1

	TOTAL	VOTE %	
DEM Josh Kaul	198	57.06%	
REP Eric Toney	149	42.94%	
Write-In Totals	0	0.00%	




Secretary of State

Vote For 1

	TOTAL	VOTE %	
DEM Doug La Follette	191	55.20%	
REP Amy Lynn Loudenbeck	146	42.20%	
LIB Neil Harmon	4	1.16%	
WGN Sharyl R McFarland	5	1.45%	
Write-In Totals	0	0.00%	




State Treasurer

Vote For 1

	TOTAL	VOTE %	
DEM Aaron Richardson	192	55.33%	
REP John S. Leiber	149	42.94%	
CON Andrew Zuelke	6	1.73%	
Write-In Totals	0	0.00%	


United States Senator

Vote For 1

	TOTAL	VOTE %	
DEM Mandela Barnes	191	54.57%	
REP Ron Johnson	158	45.14%	
Write-In Totals	1	0.29%	

Rep in Congress, Dist 7




Vote For 1

	TOTAL	VOTE %	
DEM Richard Dick Ausman	192	55.65%	
REP Tom Tiffany	153	44.35%	
Write-In Totals	0	0.00%	

Town of Maple




State Senator, Dist 25

Vote For 1

	TOTAL	VOTE %	
DEM Kelly Westlund	184	52.72%	
REP Romaine Robert Quinn	165	47.28%	
Write-In Totals	0	0.00%	

Rep to the Assembly, Dist 73

Vote For 1

	TOTAL	VOTE %	
DEM Laura R. Gapske	193	55.30%	
REP Angie Sapik	155	44.41%	
Write-In Totals	1	0.29%	


Sheriff

Vote For 1

	TOTAL	VOTE %	
DEM Matthew T. Izzard	283	96.59%	
Write-In Totals	10	3.41%	

Clerk of Circuit Court

Vote For 1

	TOTAL	VOTE %	
DEM Michele Wick	263	97.05%	
Write-In Totals	8	2.95%	





Town of Oakland, W 1 & 2

Statistics

	TOTAL
Registered Voters - Total	806
Ballots Cast - Total	586
Voter Turnout - Total	72.70%




Governor / Lt. Governor

Vote For 1

	TOTAL	VOTE %	
DEM Evers / Rodriguez	308	53.10%	
REP Michels / Roth	265	45.69%	
IND Beglinger / No Candidate	7	1.21%	
Write-In Totals	0	0.00%	






Attorney General

Vote For 1

	TOTAL	VOTE %	
DEM Josh Kaul	300	51.81%	
REP Eric Toney	279	48.19%	
Write-In Totals	0	0.00%	





Secretary of State

Vote For 1

	TOTAL	VOTE %	
DEM Doug La Follette	294	50.87%	
REP Amy Lynn Loudenbeck	262	45.33%	
LIB Neil Harmon	11	1.90%	
WGN Sharyl R McFarland	11	1.90%	
Write-In Totals	0	0.00%	




State Treasurer

Vote For 1

	TOTAL	VOTE %	
DEM Aaron Richardson	292	50.69%	
REP John S. Leiber	266	46.18%	
CON Andrew Zuelke	18	3.12%	
Write-In Totals	0	0.00%	



United States Senator

Vote For 1

	TOTAL	VOTE %	
DEM Mandela Barnes	302	51.80%	
REP Ron Johnson	281	48.20%	
Write-In Totals	0	0.00%	

Rep in Congress, Dist 7




Vote For 1

	TOTAL	VOTE %	
DEM Richard Dick Ausman	302	51.89%	
REP Tom Tiffany	280	48.11%	
Write-In Totals	0	0.00%	

Town of Oakland, W 1 & 2



State Senator, Dist 25

Vote For 1

	TOTAL	VOTE %	
DEM Kelly Westlund	300	51.55%	
REP Romaine Robert Quinn	282	48.45%	
Write-In Totals	0	0.00%	

Rep to the Assembly, Dist 73

Vote For 1

	TOTAL	VOTE %	
DEM Laura R. Gapske	299	51.82%	
REP Angie Sapik	277	48.01%	
Write-In Totals	1	0.17%	



Sheriff

Vote For 1

	TOTAL	VOTE %	
DEM Matthew T. Izzard	464	96.27%	
Write-In Totals	18	3.73%	

Clerk of Circuit Court

Vote For 1

	TOTAL	VOTE %	
DEM Michele Wick	434	97.31%	
Write-In Totals	12	2.69%	





Town of Parkland, W 1 & 2

Statistics

	TOTAL
Registered Voters - Total	760
Ballots Cast - Total	514
Voter Turnout - Total	67.63%




Governor / Lt. Governor

Vote For 1

	TOTAL	VOTE %	
DEM Evers / Rodriguez	277	54.53%	
REP Michels / Roth	224	44.09%	
IND Beglinger / No Candidate	7	1.38%	
Write-In Totals	0	0.00%	






Attorney General

Vote For 1

	TOTAL	VOTE %	
DEM Josh Kaul	259	51.59%	
REP Eric Toney	242	48.21%	
Write-In Totals	1	0.20%	




Secretary of State

Vote For 1

	TOTAL	VOTE %	
DEM Doug La Follette	245	48.42%	
REP Amy Lynn Loudenbeck	232	45.85%	
LIB Neil Harmon	16	3.16%	
WGN Sharyl R McFarland	13	2.57%	
Write-In Totals	0	0.00%	




State Treasurer

Vote For 1

	TOTAL	VOTE %	
DEM Aaron Richardson	254	50.70%	
REP John S. Leiber	229	45.71%	
CON Andrew Zuelke	18	3.59%	
Write-In Totals	0	0.00%	



United States Senator

Vote For 1

	TOTAL	VOTE %	
DEM Mandela Barnes	257	50.49%	
REP Ron Johnson	252	49.51%	
Write-In Totals	0	0.00%	

Rep in Congress, Dist 7




Vote For 1

	TOTAL	VOTE %	
DEM Richard Dick Ausman	261	51.48%	
REP Tom Tiffany	246	48.52%	
Write-In Totals	0	0.00%	

Town of Parkland, W 1 & 2




State Senator, Dist 25

Vote For 1

	TOTAL	VOTE %	
DEM Kelly Westlund	260	51.28%	
REP Romaine Robert Quinn	247	48.72%	
Write-In Totals	0	0.00%	


Rep to the Assembly, Dist 73

Vote For 1

	TOTAL	VOTE %	
DEM Laura R. Gapske	251	50.81%	
REP Angie Sapik	242	48.99%	
Write-In Totals	1	0.20%	



Sheriff

Vote For 1

	TOTAL	VOTE %	
DEM Matthew T. Izzard	404	98.54%	
Write-In Totals	6	1.46%	

Clerk of Circuit Court

Vote For 1

	TOTAL	VOTE %	
DEM Michele Wick	372	98.41%	
Write-In Totals	6	1.59%	

Town of Solon Springs, W 1&2

Statistics

	TOTAL
Registered Voters - Total	735
Ballots Cast - Total	549
Voter Turnout - Total	74.69%

Governor / Lt. Governor

Vote For 1

	TOTAL	VOTE %	
DEM Evers / Rodriguez	216	39.85%	<div style="width: 39.85%;"></div>
REP Michels / Roth	321	59.23%	<div style="width: 59.23%;"></div>
IND Beglinger / No Candidate	5	0.92%	<div style="width: 0.92%;"></div>
Write-In Totals	0	0.00%	<div style="width: 0.00%;"></div>

Attorney General

Vote For 1

	TOTAL	VOTE %	
DEM Josh Kaul	216	40.37%	<div style="width: 40.37%;"></div>
REP Eric Toney	319	59.63%	<div style="width: 59.63%;"></div>
Write-In Totals	0	0.00%	<div style="width: 0.00%;"></div>

Secretary of State

Vote For 1

	TOTAL	VOTE %	
DEM Doug La Follette	212	39.41%	<div style="width: 39.41%;"></div>
REP Amy Lynn Loudenbeck	311	57.81%	<div style="width: 57.81%;"></div>
LIB Neil Harmon	10	1.86%	<div style="width: 1.86%;"></div>
WGN Sharyl R McFarland	5	0.93%	<div style="width: 0.93%;"></div>
Write-In Totals	0	0.00%	<div style="width: 0.00%;"></div>

State Treasurer

Vote For 1

	TOTAL	VOTE %	
DEM Aaron Richardson	206	38.65%	<div style="width: 38.65%;"></div>
REP John S. Leiber	317	59.47%	<div style="width: 59.47%;"></div>
CON Andrew Zuelke	10	1.88%	<div style="width: 1.88%;"></div>
Write-In Totals	0	0.00%	<div style="width: 0.00%;"></div>

United States Senator

Vote For 1

	TOTAL	VOTE %	
DEM Mandela Barnes	209	38.42%	<div style="width: 38.42%;"></div>
REP Ron Johnson	335	61.58%	<div style="width: 61.58%;"></div>
Write-In Totals	0	0.00%	<div style="width: 0.00%;"></div>

Rep in Congress, Dist 7




Vote For 1

	TOTAL	VOTE %	
DEM Richard Dick Ausman	208	38.66%	<div style="width: 38.66%;"></div>
REP Tom Tiffany	330	61.34%	<div style="width: 61.34%;"></div>
Write-In Totals	0	0.00%	<div style="width: 0.00%;"></div>

Town of Solon Springs, W 1&2




State Senator, Dist 25

Vote For 1

	TOTAL	VOTE %	
DEM Kelly Westlund	209	38.28%	
REP Romaine Robert Quinn	337	61.72%	
Write-In Totals	0	0.00%	



Rep to the Assembly, Dist 74

Vote For 1

	TOTAL	VOTE %	
DEM John Adams	214	39.85%	
REP Chanz Green	323	60.15%	
Write-In Totals	0	0.00%	



Sheriff

Vote For 1

	TOTAL	VOTE %	
DEM Matthew T. Izzard	399	96.84%	
Write-In Totals	13	3.16%	

Clerk of Circuit Court

Vote For 1

	TOTAL	VOTE %	
DEM Michele Wick	353	97.51%	
Write-In Totals	9	2.49%	





Town of Summit, W 1 & 2

Statistics

	TOTAL
Registered Voters - Total	702
Ballots Cast - Total	501
Voter Turnout - Total	71.37%




Governor / Lt. Governor

Vote For 1

	TOTAL	VOTE %	
DEM Evers / Rodriguez	276	55.65%	
REP Michels / Roth	213	42.94%	
IND Beglinger / No Candidate	6	1.21%	
Write-In Totals	1	0.20%	






Attorney General

Vote For 1

	TOTAL	VOTE %	
DEM Josh Kaul	265	54.08%	
REP Eric Toney	224	45.71%	
Write-In Totals	1	0.20%	





Secretary of State

Vote For 1

	TOTAL	VOTE %	
DEM Doug La Follette	266	54.29%	
REP Amy Lynn Loudenbeck	204	41.63%	
LIB Neil Harmon	12	2.45%	
WGN Sharyl R McFarland	7	1.43%	
Write-In Totals	1	0.20%	

State Treasurer

Vote For 1

	TOTAL	VOTE %	
DEM Aaron Richardson	269	54.56%	
REP John S. Leiber	214	43.41%	
CON Andrew Zuelke	9	1.83%	
Write-In Totals	1	0.20%	


United States Senator

Vote For 1

	TOTAL	VOTE %	
DEM Mandela Barnes	265	53.54%	
REP Ron Johnson	229	46.26%	
Write-In Totals	1	0.20%	

Rep in Congress, Dist 7



Vote For 1

	TOTAL	VOTE %	
DEM Richard Dick Ausman	263	53.13%	
REP Tom Tiffany	231	46.67%	
Write-In Totals	1	0.20%	

Town of Summit, W 1 & 2



State Senator, Dist 25

Vote For 1

	TOTAL	VOTE %	
DEM Kelly Westlund	256	51.51%	
REP Romaine Robert Quinn	240	48.29%	
Write-In Totals	1	0.20%	



Rep to the Assembly, Dist 73

Vote For 1

	TOTAL	VOTE %	
DEM Laura R. Gapske	257	52.88%	
REP Angie Sapik	227	46.71%	
Write-In Totals	2	0.41%	



Sheriff

Vote For 1

	TOTAL	VOTE %	
DEM Matthew T. Izzard	415	98.81%	
Write-In Totals	5	1.19%	

Clerk of Circuit Court

Vote For 1

	TOTAL	VOTE %	
DEM Michele Wick	389	98.23%	
Write-In Totals	7	1.77%	





Town of Superior, W 1-3

Statistics

	TOTAL
Registered Voters - Total	1,536
Ballots Cast - Total	1,112
Voter Turnout - Total	72.40%




Governor / Lt. Governor

Vote For 1

	TOTAL	VOTE %	
DEM Evers / Rodriguez	559	51.10%	
REP Michels / Roth	525	47.99%	
IND Beglinger / No Candidate	9	0.82%	
Write-In Totals	1	0.09%	






Attorney General

Vote For 1

	TOTAL	VOTE %	
DEM Josh Kaul	530	48.67%	
REP Eric Toney	559	51.33%	
Write-In Totals	0	0.00%	





Secretary of State

Vote For 1

	TOTAL	VOTE %	
DEM Doug La Follette	523	48.34%	
REP Amy Lynn Loudenbeck	527	48.71%	
LIB Neil Harmon	24	2.22%	
WGN Sharyl R McFarland	8	0.74%	
Write-In Totals	0	0.00%	



State Treasurer

Vote For 1

	TOTAL	VOTE %	
DEM Aaron Richardson	532	48.90%	
REP John S. Leiber	538	49.45%	
CON Andrew Zuelke	18	1.65%	
Write-In Totals	0	0.00%	




United States Senator

Vote For 1

	TOTAL	VOTE %	
DEM Mandela Barnes	541	49.09%	
REP Ron Johnson	560	50.82%	
Write-In Totals	1	0.09%	

Rep in Congress, Dist 7




Vote For 1

	TOTAL	VOTE %	
DEM Richard Dick Ausman	529	48.40%	
REP Tom Tiffany	563	51.51%	
Write-In Totals	1	0.09%	

Town of Superior, W 1-3




State Senator, Dist 25

Vote For 1

	TOTAL	VOTE %	
DEM Kelly Westlund	519	47.18%	
REP Romaine Robert Quinn	581	52.82%	
Write-In Totals	0	0.00%	

Rep to the Assembly, Dist 73

Vote For 1

	TOTAL	VOTE %	
DEM Laura R. Gapske	530	48.71%	
REP Angie Sapik	556	51.10%	
Write-In Totals	2	0.18%	

Sheriff

Vote For 1

	TOTAL	VOTE %	
DEM Matthew T. Izzard	914	99.02%	
Write-In Totals	9	0.98%	

Clerk of Circuit Court

Vote For 1

	TOTAL	VOTE %	
DEM Michele Wick	813	98.07%	
Write-In Totals	16	1.93%	





Town of Wascott

Statistics

	TOTAL
Registered Voters - Total	652
Ballots Cast - Total	530
Voter Turnout - Total	81.29%



Governor / Lt. Governor

Vote For 1

	TOTAL	VOTE %	
DEM Evers / Rodriguez	245	46.85%	
REP Michels / Roth	277	52.96%	
IND Beglinger / No Candidate	1	0.19%	
Write-In Totals	0	0.00%	






Attorney General

Vote For 1

	TOTAL	VOTE %	
DEM Josh Kaul	234	45.09%	
REP Eric Toney	285	54.91%	
Write-In Totals	0	0.00%	




Secretary of State

Vote For 1

	TOTAL	VOTE %	
DEM Doug La Follette	226	43.71%	
REP Amy Lynn Loudenbeck	279	53.97%	
LIB Neil Harmon	10	1.93%	
WGN Sharyl R McFarland	2	0.39%	
Write-In Totals	0	0.00%	



State Treasurer

Vote For 1

	TOTAL	VOTE %	
DEM Aaron Richardson	228	43.93%	
REP John S. Leiber	285	54.91%	
CON Andrew Zuelke	5	0.96%	
Write-In Totals	1	0.19%	




United States Senator

Vote For 1

	TOTAL	VOTE %	
DEM Mandela Barnes	234	44.23%	
REP Ron Johnson	295	55.77%	
Write-In Totals	0	0.00%	

Rep in Congress, Dist 7




Vote For 1

	TOTAL	VOTE %	
DEM Richard Dick Ausman	230	43.89%	
REP Tom Tiffany	294	56.11%	
Write-In Totals	0	0.00%	

Town of Wascott




State Senator, Dist 25

Vote For 1

	TOTAL	VOTE %	
DEM Kelly Westlund	226	42.97%	
REP Romaine Robert Quinn	300	57.03%	
Write-In Totals	0	0.00%	



Rep to the Assembly, Dist 74

Vote For 1

	TOTAL	VOTE %	
DEM John Adams	232	44.70%	
REP Chanz Green	287	55.30%	
Write-In Totals	0	0.00%	



Sheriff

Vote For 1

	TOTAL	VOTE %	
DEM Matthew T. Izzard	388	97.98%	
Write-In Totals	8	2.02%	

Clerk of Circuit Court

Vote For 1

	TOTAL	VOTE %	
DEM Michele Wick	349	97.49%	
Write-In Totals	9	2.51%	

V. of Lake Nebagamon, W 1 & 2

Statistics

	TOTAL
Registered Voters - Total	821
Ballots Cast - Total	646
Voter Turnout - Total	78.68%

Governor / Lt. Governor

Vote For 1

	TOTAL	VOTE %	
DEM Evers / Rodriguez	299	46.50%	<div style="width: 46.50%;"></div>
REP Michels / Roth	341	53.03%	<div style="width: 53.03%;"></div>
IND Beglinger / No Candidate	3	0.47%	<div style="width: 0.47%;"></div>
Write-In Totals	0	0.00%	<div style="width: 0.00%;"></div>

Attorney General

Vote For 1

	TOTAL	VOTE %	
DEM Josh Kaul	286	44.97%	<div style="width: 44.97%;"></div>
REP Eric Toney	350	55.03%	<div style="width: 55.03%;"></div>
Write-In Totals	0	0.00%	<div style="width: 0.00%;"></div>

Secretary of State

Vote For 1

	TOTAL	VOTE %	
DEM Doug La Follette	292	45.70%	<div style="width: 45.70%;"></div>
REP Amy Lynn Loudenbeck	332	51.96%	<div style="width: 51.96%;"></div>
LIB Neil Harmon	12	1.88%	<div style="width: 1.88%;"></div>
WGN Sharyl R McFarland	3	0.47%	<div style="width: 0.47%;"></div>
Write-In Totals	0	0.00%	<div style="width: 0.00%;"></div>

State Treasurer

Vote For 1

	TOTAL	VOTE %	
DEM Aaron Richardson	280	44.09%	<div style="width: 44.09%;"></div>
REP John S. Leiber	346	54.49%	<div style="width: 54.49%;"></div>
CON Andrew Zuelke	9	1.42%	<div style="width: 1.42%;"></div>
Write-In Totals	0	0.00%	<div style="width: 0.00%;"></div>

United States Senator

Vote For 1

	TOTAL	VOTE %	
DEM Mandela Barnes	294	46.08%	<div style="width: 46.08%;"></div>
REP Ron Johnson	344	53.92%	<div style="width: 53.92%;"></div>
Write-In Totals	0	0.00%	<div style="width: 0.00%;"></div>

Rep in Congress, Dist 7




Vote For 1

	TOTAL	VOTE %	
DEM Richard Dick Ausman	290	45.03%	<div style="width: 45.03%;"></div>
REP Tom Tiffany	354	54.97%	<div style="width: 54.97%;"></div>
Write-In Totals	0	0.00%	<div style="width: 0.00%;"></div>

V. of Lake Nebagamon, W 1 & 2



State Senator, Dist 25

Vote For 1

	TOTAL	VOTE %	
DEM Kelly Westlund	282	43.79%	
REP Romaine Robert Quinn	362	56.21%	
Write-In Totals	0	0.00%	

Rep to the Assembly, Dist 73

Vote For 1

	TOTAL	VOTE %	
DEM Laura R. Gapske	286	45.32%	
REP Angie Sapik	341	54.04%	
Write-In Totals	4	0.63%	



Sheriff

Vote For 1

	TOTAL	VOTE %	
DEM Matthew T. Izzard	474	95.95%	
Write-In Totals	20	4.05%	

Clerk of Circuit Court

Vote For 1

	TOTAL	VOTE %	
DEM Michele Wick	458	97.24%	
Write-In Totals	13	2.76%	



Village of Oliver

Statistics

	TOTAL
Registered Voters - Total	293
Ballots Cast - Total	200
Voter Turnout - Total	68.26%




Governor / Lt. Governor

Vote For 1

	TOTAL	VOTE %	
DEM Evers / Rodriguez	116	58.29%	
REP Michels / Roth	80	40.20%	
IND Beglinger / No Candidate	3	1.51%	
Write-In Totals	0	0.00%	






Attorney General

Vote For 1

	TOTAL	VOTE %	
DEM Josh Kaul	114	58.76%	
REP Eric Toney	80	41.24%	
Write-In Totals	0	0.00%	





Secretary of State

Vote For 1

	TOTAL	VOTE %	
DEM Doug La Follette	107	54.87%	
REP Amy Lynn Loudenbeck	79	40.51%	
LIB Neil Harmon	7	3.59%	
WGN Sharyl R McFarland	2	1.03%	
Write-In Totals	0	0.00%	



State Treasurer

Vote For 1

	TOTAL	VOTE %	
DEM Aaron Richardson	114	58.46%	
REP John S. Leiber	77	39.49%	
CON Andrew Zuelke	4	2.05%	
Write-In Totals	0	0.00%	



United States Senator

Vote For 1

	TOTAL	VOTE %	
DEM Mandela Barnes	113	57.07%	
REP Ron Johnson	85	42.93%	
Write-In Totals	0	0.00%	

Rep in Congress, Dist 7




Vote For 1

	TOTAL	VOTE %	
DEM Richard Dick Ausman	111	56.92%	
REP Tom Tiffany	84	43.08%	
Write-In Totals	0	0.00%	

Village of Oliver




State Senator, Dist 25

Vote For 1

	TOTAL	VOTE %	
DEM Kelly Westlund	113	57.07%	
REP Romaine Robert Quinn	85	42.93%	
Write-In Totals	0	0.00%	



Rep to the Assembly, Dist 73

Vote For 1

	TOTAL	VOTE %	
DEM Laura R. Gapske	112	57.44%	
REP Angie Sapik	80	41.03%	
Write-In Totals	3	1.54%	



Sheriff

Vote For 1

	TOTAL	VOTE %	
DEM Matthew T. Izzard	173	97.74%	
Write-In Totals	4	2.26%	

Clerk of Circuit Court

Vote For 1

	TOTAL	VOTE %	
DEM Michele Wick	164	98.80%	
Write-In Totals	2	1.20%	





Village of Poplar

Statistics

	TOTAL
Registered Voters - Total	397
Ballots Cast - Total	321
Voter Turnout - Total	80.86%




Governor / Lt. Governor

Vote For 1

	TOTAL	VOTE %	
DEM Evers / Rodriguez	117	36.68%	
REP Michels / Roth	199	62.38%	
IND Beglinger / No Candidate	3	0.94%	
Write-In Totals	0	0.00%	






Attorney General

Vote For 1

	TOTAL	VOTE %	
DEM Josh Kaul	111	35.81%	
REP Eric Toney	199	64.19%	
Write-In Totals	0	0.00%	




Secretary of State

Vote For 1

	TOTAL	VOTE %	
DEM Doug La Follette	108	34.73%	
REP Amy Lynn Loudenbeck	194	62.38%	
LIB Neil Harmon	5	1.61%	
WGN Sharyl R McFarland	4	1.29%	
Write-In Totals	0	0.00%	




State Treasurer

Vote For 1

	TOTAL	VOTE %	
DEM Aaron Richardson	110	35.37%	
REP John S. Leiber	193	62.06%	
CON Andrew Zuelke	8	2.57%	
Write-In Totals	0	0.00%	


United States Senator

Vote For 1

	TOTAL	VOTE %	
DEM Mandela Barnes	113	35.76%	
REP Ron Johnson	203	64.24%	
Write-In Totals	0	0.00%	

Rep in Congress, Dist 7

Vote For 1

	TOTAL	VOTE %	
DEM Richard Dick Ausman	109	34.82%	
REP Tom Tiffany	204	65.18%	
Write-In Totals	0	0.00%	

Village of Poplar

State Senator, Dist 25

Vote For 1

	TOTAL	VOTE %	
DEM Kelly Westlund	110	34.48%	
REP Romaine Robert Quinn	209	65.52%	
Write-In Totals	0	0.00%	

Rep to the Assembly, Dist 73

Vote For 1

	TOTAL	VOTE %	
DEM Laura R. Gapske	112	35.67%	
REP Angie Sapik	201	64.01%	
Write-In Totals	1	0.32%	

Sheriff

Vote For 1

	TOTAL	VOTE %	
DEM Matthew T. Izzard	201	93.93%	
Write-In Totals	13	6.07%	

Clerk of Circuit Court

Vote For 1

	TOTAL	VOTE %	
DEM Michele Wick	186	95.88%	
Write-In Totals	8	4.12%	





Village of Solon Springs

Statistics

	TOTAL
Registered Voters - Total	419
Ballots Cast - Total	303
Voter Turnout - Total	72.32%




Governor / Lt. Governor

Vote For 1

	TOTAL	VOTE %	
DEM Evers / Rodriguez	151	50.33%	
REP Michels / Roth	145	48.33%	
IND Beglinger / No Candidate	4	1.33%	
Write-In Totals	0	0.00%	






Attorney General

Vote For 1

	TOTAL	VOTE %	
DEM Josh Kaul	151	50.84%	
REP Eric Toney	146	49.16%	
Write-In Totals	0	0.00%	





Secretary of State

Vote For 1

	TOTAL	VOTE %	
DEM Doug La Follette	147	49.00%	
REP Amy Lynn Loudenbeck	146	48.67%	
LIB Neil Harmon	6	2.00%	
WGN Sharyl R McFarland	1	0.33%	
Write-In Totals	0	0.00%	




State Treasurer

Vote For 1

	TOTAL	VOTE %	
DEM Aaron Richardson	149	50.17%	
REP John S. Leiber	142	47.81%	
CON Andrew Zuelke	6	2.02%	
Write-In Totals	0	0.00%	


United States Senator

Vote For 1

	TOTAL	VOTE %	
DEM Mandela Barnes	151	50.33%	
REP Ron Johnson	149	49.67%	
Write-In Totals	0	0.00%	

Rep in Congress, Dist 7




Vote For 1

	TOTAL	VOTE %	
DEM Richard Dick Ausman	149	49.67%	
REP Tom Tiffany	151	50.33%	
Write-In Totals	0	0.00%	

Village of Solon Springs



State Senator, Dist 25

Vote For 1

	TOTAL	VOTE %	
DEM Kelly Westlund	145	48.33%	
REP Romaine Robert Quinn	155	51.67%	
Write-In Totals	0	0.00%	

Rep to the Assembly, Dist 74

Vote For 1

	TOTAL	VOTE %	
DEM John Adams	153	51.52%	
REP Chanz Green	144	48.48%	
Write-In Totals	0	0.00%	

Sheriff

Vote For 1

	TOTAL	VOTE %	
DEM Matthew T. Izzard	233	95.10%	
Write-In Totals	12	4.90%	

Clerk of Circuit Court

Vote For 1

	TOTAL	VOTE %	
DEM Michele Wick	211	95.48%	
Write-In Totals	10	4.52%	

Village of Superior

Statistics

	TOTAL
Registered Voters - Total	474
Ballots Cast - Total	354
Voter Turnout - Total	74.68%

Governor / Lt. Governor

Vote For 1

	TOTAL	VOTE %	
DEM Evers / Rodriguez	207	59.31%	
REP Michels / Roth	141	40.40%	
IND Beglinger / No Candidate	1	0.29%	
Write-In Totals	0	0.00%	

Attorney General

Vote For 1

	TOTAL	VOTE %	
DEM Josh Kaul	201	57.76%	
REP Eric Toney	147	42.24%	
Write-In Totals	0	0.00%	

Secretary of State

Vote For 1

	TOTAL	VOTE %	
DEM Doug La Follette	200	57.31%	
REP Amy Lynn Loudenbeck	134	38.40%	
LIB Neil Harmon	8	2.29%	
WGN Sharyl R McFarland	7	2.01%	
Write-In Totals	0	0.00%	

State Treasurer

Vote For 1

	TOTAL	VOTE %	
DEM Aaron Richardson	196	56.16%	
REP John S. Leiber	150	42.98%	
CON Andrew Zuelke	3	0.86%	
Write-In Totals	0	0.00%	

United States Senator

Vote For 1

	TOTAL	VOTE %	
DEM Mandela Barnes	198	56.73%	
REP Ron Johnson	151	43.27%	
Write-In Totals	0	0.00%	

Rep in Congress, Dist 7




Vote For 1

	TOTAL	VOTE %	
DEM Richard Dick Ausman	202	57.88%	
REP Tom Tiffany	147	42.12%	
Write-In Totals	0	0.00%	

Village of Superior



State Senator, Dist 25

Vote For 1

	TOTAL	VOTE %	
DEM Kelly Westlund	188	53.56%	
REP Romaine Robert Quinn	163	46.44%	
Write-In Totals	0	0.00%	



Rep to the Assembly, Dist 73

Vote For 1

	TOTAL	VOTE %	
DEM Laura R. Gapske	202	59.41%	
REP Angie Sapik	138	40.59%	
Write-In Totals	0	0.00%	



Sheriff

Vote For 1

	TOTAL	VOTE %	
DEM Matthew T. Izzard	304	99.35%	
Write-In Totals	2	0.65%	

Clerk of Circuit Court

Vote For 1

	TOTAL	VOTE %	
DEM Michele Wick	282	99.30%	
Write-In Totals	2	0.70%	





City of Superior W 1-5

Statistics

	TOTAL
Registered Voters - Total	3,059
Ballots Cast - Total	2,073
Voter Turnout - Total	67.77%




Governor / Lt. Governor

Vote For 1

	TOTAL	VOTE %	
DEM Evers / Rodriguez	1,261	61.45%	
REP Michels / Roth	770	37.52%	
IND Beglinger / No Candidate	19	0.93%	
Write-In Totals	2	0.10%	






Attorney General

Vote For 1

	TOTAL	VOTE %	
DEM Josh Kaul	1,226	60.33%	
REP Eric Toney	804	39.57%	
Write-In Totals	2	0.10%	





Secretary of State

Vote For 1

	TOTAL	VOTE %	
DEM Doug La Follette	1,225	59.96%	
REP Amy Lynn Loudenbeck	751	36.76%	
LIB Neil Harmon	39	1.91%	
WGN Sharyl R McFarland	26	1.27%	
Write-In Totals	2	0.10%	




State Treasurer

Vote For 1

	TOTAL	VOTE %	
DEM Aaron Richardson	1,211	59.39%	
REP John S. Leiber	776	38.06%	
CON Andrew Zuelke	50	2.45%	
Write-In Totals	2	0.10%	



United States Senator

Vote For 1

	TOTAL	VOTE %	
DEM Mandela Barnes	1,230	59.80%	
REP Ron Johnson	825	40.11%	
Write-In Totals	2	0.10%	

Rep in Congress, Dist 7


Vote For 1

	TOTAL	VOTE %	
DEM Richard Dick Ausman	1,216	59.35%	
REP Tom Tiffany	831	40.56%	
Write-In Totals	2	0.10%	

City of Superior W 1-5




State Senator, Dist 25

Vote For 1

	TOTAL	VOTE %	
DEM Kelly Westlund	1,212	59.06%	
REP Romaine Robert Quinn	838	40.84%	
Write-In Totals	2	0.10%	



Rep to the Assembly, Dist 73

Vote For 1

	TOTAL	VOTE %	
DEM Laura R. Gapske	1,236	60.56%	
REP Angie Sapik	798	39.10%	
Write-In Totals	7	0.34%	



Sheriff

Vote For 1

	TOTAL	VOTE %	
DEM Matthew T. Izzard	1,760	97.62%	
Write-In Totals	43	2.38%	

Clerk of Circuit Court

Vote For 1

	TOTAL	VOTE %	
DEM Michele Wick	1,648	97.46%	
Write-In Totals	43	2.54%	





City of Superior W 6-10

Statistics

	TOTAL
Registered Voters - Total	3,228
Ballots Cast - Total	2,194
Voter Turnout - Total	67.97%




Governor / Lt. Governor

Vote For 1

	TOTAL	VOTE %	
DEM Evers / Rodriguez	1,323	61.02%	
REP Michels / Roth	818	37.73%	
IND Beglinger / No Candidate	25	1.15%	
Write-In Totals	2	0.09%	






Attorney General

Vote For 1

	TOTAL	VOTE %	
DEM Josh Kaul	1,290	60.00%	
REP Eric Toney	858	39.91%	
Write-In Totals	2	0.09%	





Secretary of State

Vote For 1

	TOTAL	VOTE %	
DEM Doug La Follette	1,240	57.62%	
REP Amy Lynn Loudenbeck	822	38.20%	
LIB Neil Harmon	51	2.37%	
WGN Sharyl R McFarland	38	1.77%	
Write-In Totals	1	0.05%	




State Treasurer

Vote For 1

	TOTAL	VOTE %	
DEM Aaron Richardson	1,267	58.88%	
REP John S. Leiber	837	38.89%	
CON Andrew Zuelke	45	2.09%	
Write-In Totals	3	0.14%	




United States Senator

Vote For 1

	TOTAL	VOTE %	
DEM Mandela Barnes	1,279	59.05%	
REP Ron Johnson	883	40.77%	
Write-In Totals	4	0.18%	

Rep in Congress, Dist 7

Vote For 1

	TOTAL	VOTE %	
DEM Richard Dick Ausman	1,258	58.21%	
REP Tom Tiffany	902	41.74%	
Write-In Totals	1	0.05%	

City of Superior W 6-10

State Senator, Dist 25

Vote For 1

	TOTAL	VOTE %	
DEM Kelly Westlund	1,253	57.77%	
REP Romaine Robert Quinn	914	42.14%	
Write-In Totals	2	0.09%	

Rep to the Assembly, Dist 73

Vote For 1

	TOTAL	VOTE %	
DEM Laura R. Gapske	1,294	59.91%	
REP Angie Sapik	861	39.86%	
Write-In Totals	5	0.23%	

Sheriff

Vote For 1

	TOTAL	VOTE %	
DEM Matthew T. Izzard	1,802	97.56%	
Write-In Totals	45	2.44%	

Clerk of Circuit Court

Vote For 1

	TOTAL	VOTE %	
DEM Michele Wick	1,683	97.34%	
Write-In Totals	46	2.66%	





City of Superior W 11-16

Statistics

	TOTAL
Registered Voters - Total	2,900
Ballots Cast - Total	2,013
Voter Turnout - Total	69.41%




Governor / Lt. Governor

Vote For 1

	TOTAL	VOTE %	
DEM Evers / Rodriguez	1,344	67.54%	
REP Michels / Roth	618	31.06%	
IND Beglinger / No Candidate	28	1.41%	
Write-In Totals	0	0.00%	






Attorney General

Vote For 1

	TOTAL	VOTE %	
DEM Josh Kaul	1,316	66.50%	
REP Eric Toney	663	33.50%	
Write-In Totals	0	0.00%	





Secretary of State

Vote For 1

	TOTAL	VOTE %	
DEM Doug La Follette	1,264	63.68%	
REP Amy Lynn Loudenbeck	630	31.74%	
LIB Neil Harmon	50	2.52%	
WGN Sharyl R McFarland	41	2.07%	
Write-In Totals	0	0.00%	




State Treasurer

Vote For 1

	TOTAL	VOTE %	
DEM Aaron Richardson	1,282	65.18%	
REP John S. Leiber	638	32.44%	
CON Andrew Zuelke	47	2.39%	
Write-In Totals	0	0.00%	




United States Senator

Vote For 1

	TOTAL	VOTE %	
DEM Mandela Barnes	1,308	65.76%	
REP Ron Johnson	680	34.19%	
Write-In Totals	1	0.05%	

Rep in Congress, Dist 7

Vote For 1

	TOTAL	VOTE %	
DEM Richard Dick Ausman	1,290	64.99%	
REP Tom Tiffany	695	35.01%	
Write-In Totals	0	0.00%	

City of Superior W 11-16




State Senator, Dist 25

Vote For 1

	TOTAL	VOTE %	
DEM Kelly Westlund	1,295	65.11%	
REP Romaine Robert Quinn	693	34.84%	
Write-In Totals	1	0.05%	

Rep to the Assembly, Dist 73

Vote For 1

	TOTAL	VOTE %	
DEM Laura R. Gapske	1,317	66.41%	
REP Angie Sapik	661	33.33%	
Write-In Totals	5	0.25%	


Sheriff

Vote For 1

	TOTAL	VOTE %	
DEM Matthew T. Izzard	1,682	97.79%	
Write-In Totals	38	2.21%	

Clerk of Circuit Court

Vote For 1

	TOTAL	VOTE %	
DEM Michele Wick	1,606	98.17%	
Write-In Totals	30	1.83%	





City of Superior W 17-22

Statistics

	TOTAL
Registered Voters - Total	3,198
Ballots Cast - Total	2,253
Voter Turnout - Total	70.45%




Governor / Lt. Governor

Vote For 1

	TOTAL	VOTE %	
DEM Evers / Rodriguez	1,390	62.22%	
REP Michels / Roth	816	36.53%	
IND Beglinger / No Candidate	25	1.12%	
Write-In Totals	3	0.13%	






Attorney General

Vote For 1

	TOTAL	VOTE %	
DEM Josh Kaul	1,357	61.07%	
REP Eric Toney	862	38.79%	
Write-In Totals	3	0.14%	





Secretary of State

Vote For 1

	TOTAL	VOTE %	
DEM Doug La Follette	1,325	59.79%	
REP Amy Lynn Loudenbeck	807	36.42%	
LIB Neil Harmon	44	1.99%	
WGN Sharyl R McFarland	37	1.67%	
Write-In Totals	3	0.14%	




State Treasurer

Vote For 1

	TOTAL	VOTE %	
DEM Aaron Richardson	1,309	59.28%	
REP John S. Leiber	847	38.36%	
CON Andrew Zuelke	47	2.13%	
Write-In Totals	5	0.23%	




United States Senator

Vote For 1

	TOTAL	VOTE %	
DEM Mandela Barnes	1,335	59.78%	
REP Ron Johnson	892	39.95%	
Write-In Totals	6	0.27%	

Rep in Congress, Dist 7

Vote For 1

	TOTAL	VOTE %	
DEM Richard Dick Ausman	1,315	59.02%	
REP Tom Tiffany	909	40.80%	
Write-In Totals	4	0.18%	

City of Superior W 17-22




State Senator, Dist 25

Vote For 1

	TOTAL	VOTE %	
DEM Kelly Westlund	1,299	58.09%	
REP Romaine Robert Quinn	932	41.68%	
Write-In Totals	5	0.22%	



Rep to the Assembly, Dist 73

Vote For 1

	TOTAL	VOTE %	
DEM Laura R. Gapske	1,335	60.27%	
REP Angie Sapik	870	39.28%	
Write-In Totals	10	0.45%	



Sheriff

Vote For 1

	TOTAL	VOTE %	
DEM Matthew T. Izzard	1,889	98.33%	
Write-In Totals	32	1.67%	

Clerk of Circuit Court

Vote For 1

	TOTAL	VOTE %	
DEM Michele Wick	1,748	98.26%	
Write-In Totals	31	1.74%	

City of Superior W 23-28

Statistics

	TOTAL
Registered Voters - Total	2,331
Ballots Cast - Total	1,394
Voter Turnout - Total	59.80%

Governor / Lt. Governor

Vote For 1

	TOTAL	VOTE %
DEM Evers / Rodriguez	964	70.52%
REP Michels / Roth	382	27.94%
IND Beglinger / No Candidate	21	1.54%
Write-In Totals	0	0.00%

Attorney General

Vote For 1

	TOTAL	VOTE %
DEM Josh Kaul	957	70.06%
REP Eric Toney	407	29.80%
Write-In Totals	2	0.15%

Secretary of State

Vote For 1

	TOTAL	VOTE %
DEM Doug La Follette	908	66.23%
REP Amy Lynn Loudenbeck	366	26.70%
LIB Neil Harmon	52	3.79%
WGN Sharyl R McFarland	44	3.21%
Write-In Totals	1	0.07%

State Treasurer

Vote For 1

	TOTAL	VOTE %
DEM Aaron Richardson	944	68.70%
REP John S. Leiber	379	27.58%
CON Andrew Zuelke	49	3.57%
Write-In Totals	2	0.15%

United States Senator

Vote For 1

	TOTAL	VOTE %
DEM Mandela Barnes	957	69.30%
REP Ron Johnson	421	30.49%
Write-In Totals	3	0.22%

Rep in Congress, Dist 7




Vote For 1

	TOTAL	VOTE %
DEM Richard Dick Ausman	955	69.15%
REP Tom Tiffany	425	30.77%
Write-In Totals	1	0.07%

City of Superior W 23-28




State Senator, Dist 25

Vote For 1

	TOTAL	VOTE %	
DEM Kelly Westlund	944	68.51%	
REP Romaine Robert Quinn	433	31.42%	
Write-In Totals	1	0.07%	


Rep to the Assembly, Dist 73

Vote For 1

	TOTAL	VOTE %	
DEM Laura R. Gapske	971	70.36%	
REP Angie Sapik	404	29.28%	
Write-In Totals	5	0.36%	


Sheriff

Vote For 1

	TOTAL	VOTE %	
DEM Matthew T. Izzard	1,171	97.02%	
Write-In Totals	36	2.98%	

Clerk of Circuit Court

Vote For 1

	TOTAL	VOTE %	
DEM Michele Wick	1,136	96.93%	
Write-In Totals	36	3.07%	